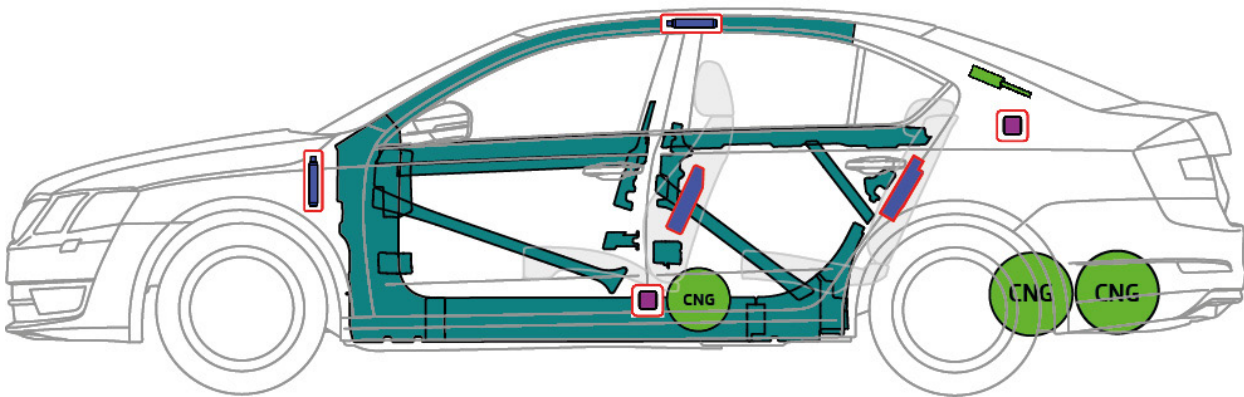
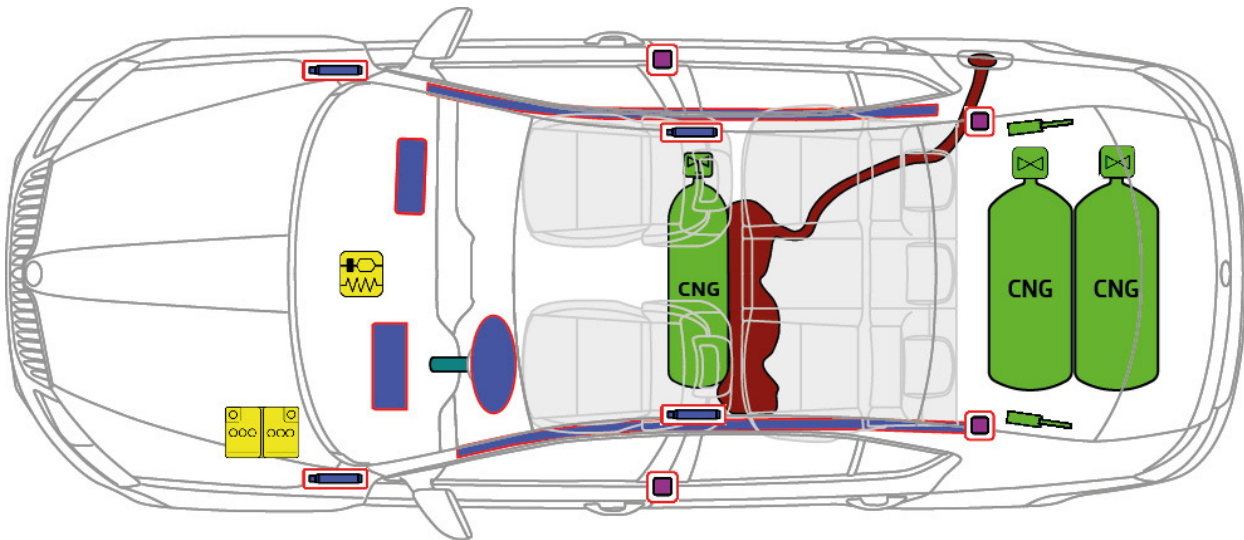




ŠKODA OCTAVIA III FACELIFT CNG (from 2019)



Legend

	Airbag		High strength zone		SRS control unit		Battery low voltage
	Stored gas inflator		Gas strut / Preloaded spring		Fuel tank - petrol engine		Seat belt pretensioner
	Safety valve		Gas tank				



1. Identification / Recognition

Please pay attention to the illustrations on page 56.

 Model name **G-TEC** on the boot lid.

2. Immobilisation / Stabilisation / Lifting



Automatic transmission

Move the automatic transmission lever to the "P" park position.

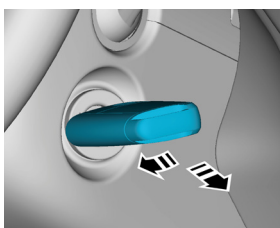


Manual transmission

Shift the lever to the neutral position.

Secure the vehicle using the brake.

3. Disable Direct Hazards / Safety Regulations



1. Turn the ignition key to the "OFF" position and take out the key

or



press the start/ stop button.



2. Using appropriate tools, disconnect the 12V battery from the vehicle electrical system in the engine.
First disconnect the negative pole (-) and then the positive (+).

4. Access to the Occupants

Please pay attention to the zones with high rigidity on page 56.

ID No.	Version No.	Version date	Page
TMB- 5E	06	02/2020	2 of 4



5. Stored Energy / Liquids / Gases / Solids

		<p>Fuel tank - petrol engine</p>
		<p>Fuel tank - CNG tank</p>

6. In Case of Fire

Specification of suitable extinguishing measures and procedures (water, foam, powder) for an emergency situation depending on the scope and circumstances of the accident. Secure personal protection devices and protection of the respiratory tract as per instructions from the rescue mission chief.

7. In Case of Submersion

Prevent the spread of leaks on the water surface using a device as per instruction from the rescue mission chief as needed.

8. Towing / Transportation / Storage

Notify the towing service company of the sources of the leaks.
 When the vehicle is transported and stored, the gas drive must always be deactivated beforehand, i.e. the valves on the CNG tanks must be manually shut off.
 Park the vehicle a safe distance (at least 5 m) away from buildings and other vehicles (quarantine area).

9. Important Additional Information

CNG is under high pressure (up to **200 bar**).
 Risk of explosion due to escaping CNG.



10. Pictogram Legend

Remove smart key / starter key	Battery, low voltage	CNG	Petrol	Flammable	Substances hazardous for the environment	Acute toxicity	Substances hazardous to human health
Explosion hazard	Pressurised gases.						