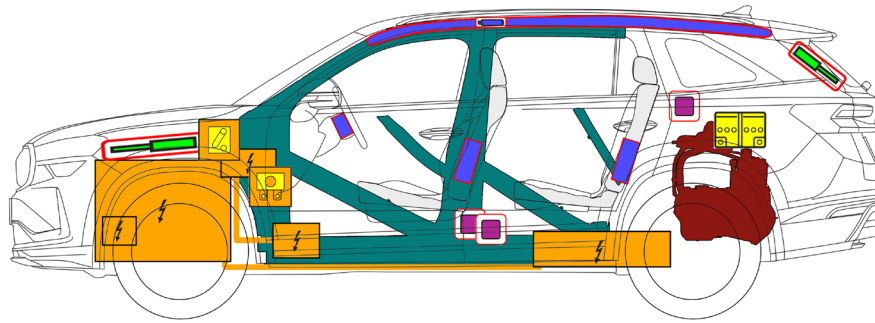
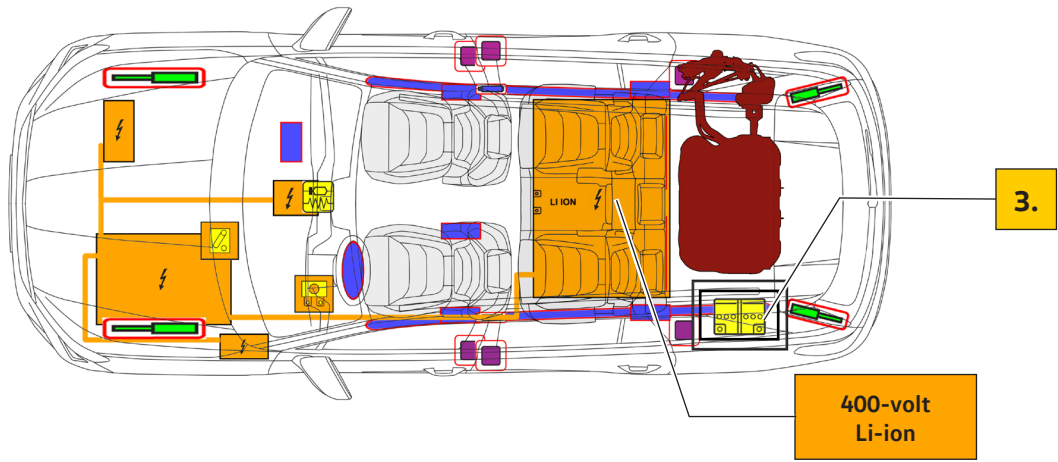




Škoda Kodiaq iV

5 doors/5 seats/SUV
from 2024



	Airbag		Stored gas inflator		Seat belt pretensioner		SRS control unit		Fuel tank content gasoline
	Gas strut/preloaded spring		High strength zone		Zone requiring special attention		Battery low voltage		High voltage component
	Battery pack, high-voltage		High voltage power cable		Low voltage device that disconnects high voltage		Fuse box disabling high voltage		



Škoda Kodiaq iV

5 doors/5 seats/SUV

from 2024

1. Identification / recognition



The electric engine is noiseless. The display in the instrument cluster (power display) shows a message, as to whether the electric drive is switched off "OFF" or ready for operation "READY". Use appropriate personal protective equipment!

Lettering



Charging socket

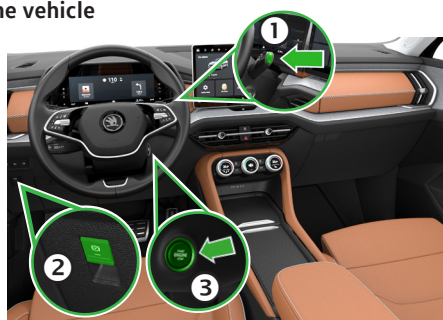


Orange-coloured cables in the engine compartment




2. Immobilisation / stabilisation / lifting

Immobilising the vehicle



1. Press the "P" button
2. Apply the electric parking brake
3. Switch off the ignition (power display "OFF")
4. Secure the vehicle so it cannot roll away

Lifting points



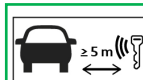
- Suitable lifting points
- Battery pack, high-voltage

3. Disable direct hazards / safety regulations

Switching off the ignition



Press the "Engine Start/Stop" button in the steering column without engaging the brake pedal.



Keep the vehicle key, key card and/or smart-phone with the app at least five metres away from the vehicle wherever possible.

Deactivating the high-voltage system


In the event of accidents where the airbag is deployed, the high-voltage system will be deactivated automatically as soon as airbag deployment has been detected. The high-voltage system will be de-energised approx. 20 seconds after deactivation.



Do not touch, cut into or open damaged high-voltage components and cables or the battery pack, high-voltage! Use appropriate personal protective equipment!

For all other cases, the high-voltage system can be deactivated as follows:

Option 1: From the engine compartment






Škoda Kodiaq iV


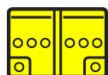
5 doors/5 seats/SUV
from 2024

Option 2: From the vehicle interior

Left hand drive




Use suitable tools to disconnect the 12-volt vehicle electrical system battery in the rear left of the luggage compartment from the vehicle electrical system.



- ① Open the side cover.
- ② First disconnect the negative terminal (-), then the positive terminal (+) of the vehicle electrical system battery.

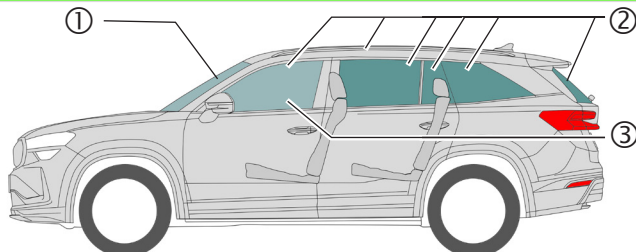
In the event of accidents where the airbag is deployed, the 12-volt vehicle electrical system will be automatically disconnected from the engine as soon as airbag deployment has been detected. The convenience features such as seat adjustment and hazard lights will continue to work.

Disconnecting from the charging station (emergency release)



1. Open the bonnet.
 2. Remove the cover on the left-hand side of the vehicle.
 3. Pull on the white loop.
- This releases the charging connector, enabling it to be pulled out of the charging socket.

4. Access to the occupants



Glass types:

- ① Composite safety glass
- ② Single-pane safety glass
- ③ Composite safety glass, optional

Electrical seat adjustment



Mechanical seat adjustment



Mechanical steering column adjustment



5. Stored energy / liquids / gases / solids



Gasoline
Max. 45 l



12 V



Škoda Kodiaq iV

5 doors/5 seats/SUV
from 2024



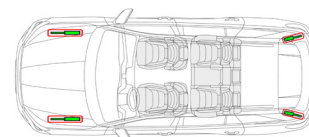
400 V
Lithium-ion



If the event of mechanical deformation of the battery system, there is a risk of a thermal reaction in the battery pack, high-voltage.
Monitor the temperature of the battery pack, high-voltage!



6. In case of fire



Lithium-ion batteries can self-ignite or reignite after firefighting measures have been taken!
Use appropriate personal protective equipment!



7. In case of submersion

Once the vehicle has been recovered from the water, deactivate the high-voltage system and the 12-volt vehicle electrical system (see chapter 3) and let the water drain out. If the vehicle was submerged in salt water, there is an increased risk of the high-voltage battery catching fire. Use appropriate personal protective equipment!

8. Towing / transportation / storage



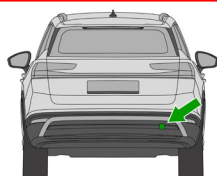
Lithium-ion batteries can self-ignite or reignite after firefighting measures have been taken!
Use appropriate personal protective equipment!



If the vehicle has been involved in an accident or if the battery pack, high-voltage, shows any signs of damage or other changes: Deactivate the high-voltage system (see chapter 3). Park the vehicle a safe distance (at least five metres) away from buildings and other vehicles (quarantine area).



Front towing eye on the right-hand side of the vehicle



Rear towing eye on the right-hand side of the vehicle

If a vehicle has been involved in an accident, do not tow it on its drive axles.



9. Important additional information

Škoda Emergency Services Rescue Sheets: www.skoda-auto.com/services/rescuers

10. Explanation of pictograms used

Flammable	Corrosives	Hazardous to the human health	Environmental hazard	Hybrid electric vehicle on fuel of liquid group 2	Warning, electricity	General warning sign	Use water to extinguish the fire
Dangerous voltage	Remove smart key	Use thermal Infra-red camera	Release the bonnet	Release the boot			