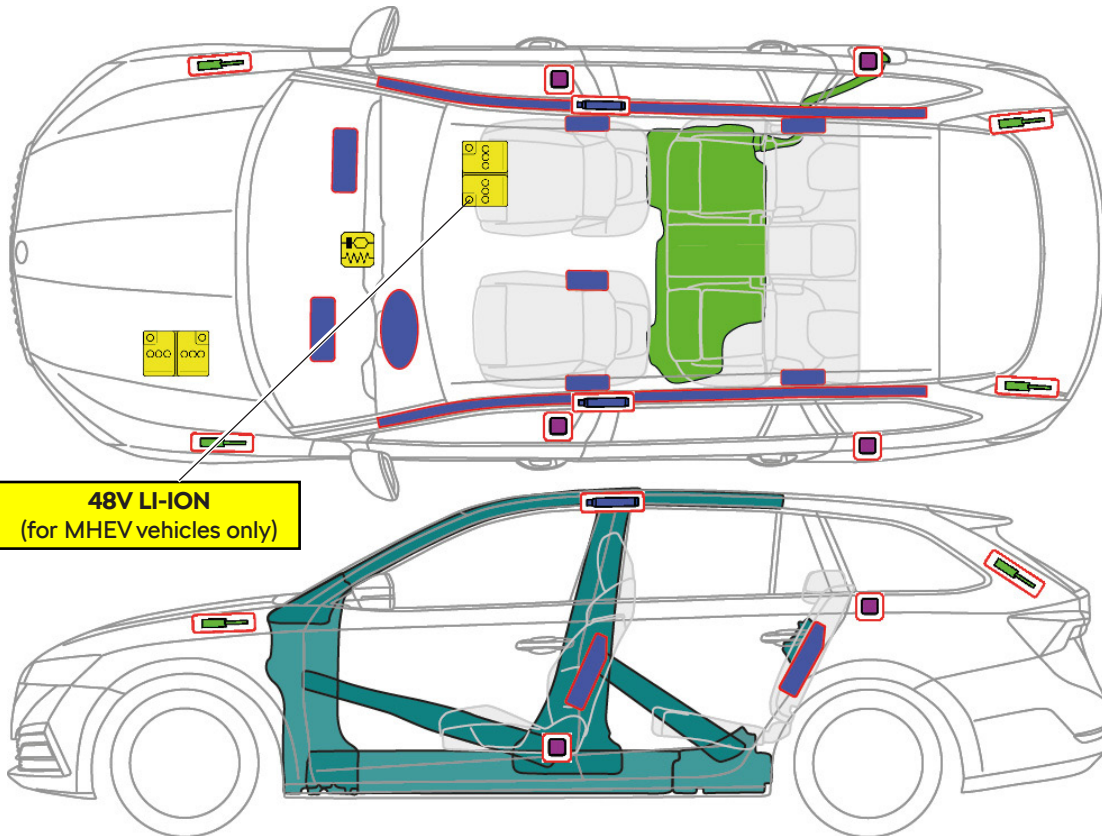




ŠKODA OCTAVIA COMBI IV,
OCTAVIA COMBI IV MHEV (from 2020)



48V LI-ION
(for MHEV vehicles only)

Legend

	Airbag		Stored gas inflator		Seat belt pretensioner		SRS control unit		Pedestrian protection active system
	Automatic rollover protection system		Gas strut / Preloaded spring		High strength zone		Zone requiring special attention		
	Battery low voltage		Ultra capacitor, low voltage		Fuel tank		Gas tank		Safety valve
	High voltage battery pack		High voltage power cable		High voltage device that disconnects high voltage		Fuse box disabling high voltage		High voltage ultra-capacitor



1. Identification / recognition

Lettering **OCTAVIA** on the tailgate.

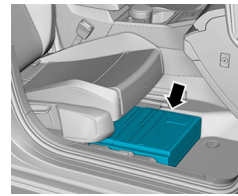


MHEV vehicles

Lettering **e-TEC** on the tailgate.

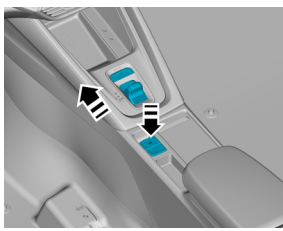


48V LI-ION battery located underneath the passenger seat.



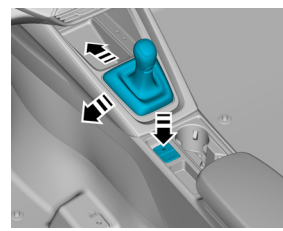
2. Immobilisation / stabilisation / lifting

A - Immobilisation / stabilisation



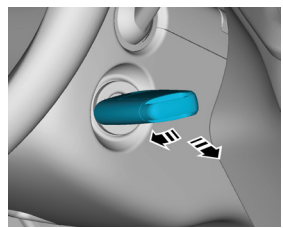
Automatic gearbox

1. Shift selector lever into position "P".
2. Secure the vehicle with the parking brake.




Manual gearbox

1. Put the shift lever into neutral position.
2. Secure the vehicle with the parking brake.

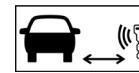


Turn the ignition key to the "OFF position" and remove it

or



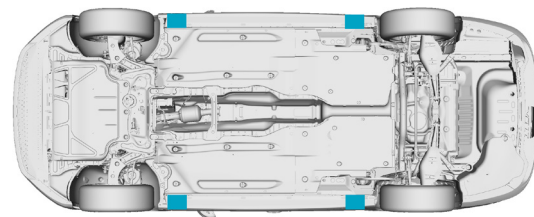
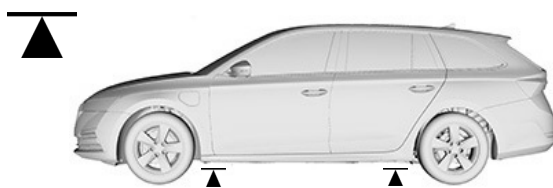
Press the START-STOP button.



Remove the key from the vehicle (distance to the vehicle > 5m).

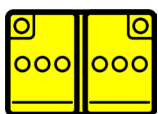
B - Lifting

Lifting points



3. Disable direct hazards / safety regulations

Deactivate the vehicle's 12V on-board voltage in the engine compartment



Disconnect the 12V vehicle electrical system battery in the engine compartment from the electrical system using a suitable tool.

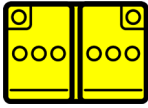
1. Disconnect the negative pole (-).
2. Disconnect the positive pole (+).



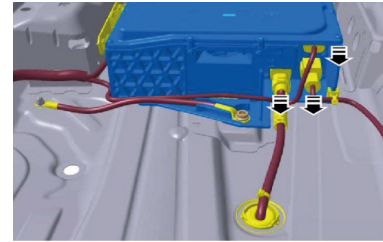
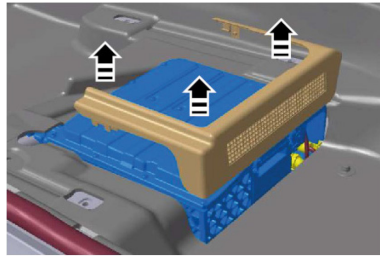
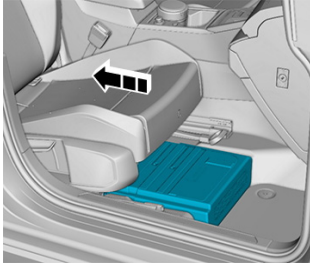


Deactivating the 48 V system of the vehicle

Only applies to MHEV vehicles from MY 2020 with the engine 1.0 l / 81 kW TSI, DLAA, 1.5 l / 110 kW TSI, DFYA.



Disconnect the 48V battery from the vehicle electrical system in the area under the passenger seat.



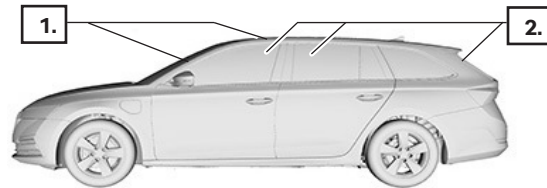
In the event of an accident in which the airbag is deployed, the 48 V electrical system is automatically deactivated.

4. Access to the occupants

High strength body areas



**Glass types: 1. Laminated safety glass
2. Toughened safety glass**



5. Stored energy / liquids / gases / solids

				45L	
				45L	
				12V	
					48V
				0,5Kg	



6. In case of fire



If damaged or improperly used, lithium-ion batteries can self-ignite promptly or with a time delay or re-ignite after the fire!
Wear appropriate protective equipment!



7. In case of submersion

After pulling the vehicle out of the water, deactivate the 48V system (see chapter 3, page 3) and drain the water. Wear appropriate protective equipment!

8. Towing / transportation / storage

Do not tow the vehicle on the front axles.
Park the vehicle at a desired safe distance from buildings and other vehicles (quarantine area).



10. Explanation of pictograms used

Flammable	Environmental hazard	Corrosives	Hazardous to the human health	Explosive	Vehicle on fuel of liquid group 2	Vehicle on fuel of liquid group 1	General warning sign	Lifting point; central support
Use water to extinguish the fire	Bonnet	Use thermal Infrared camera	Remove smart key	Air-conditioning component				