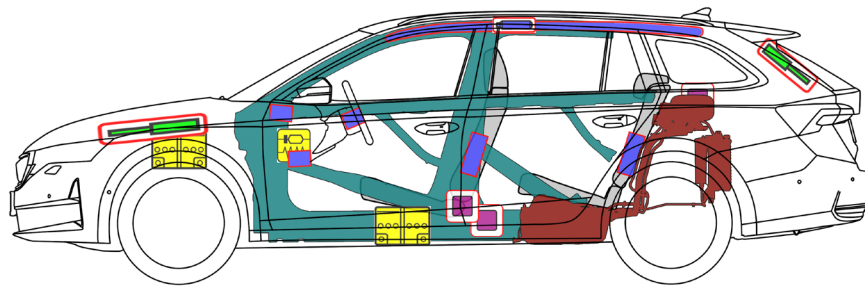
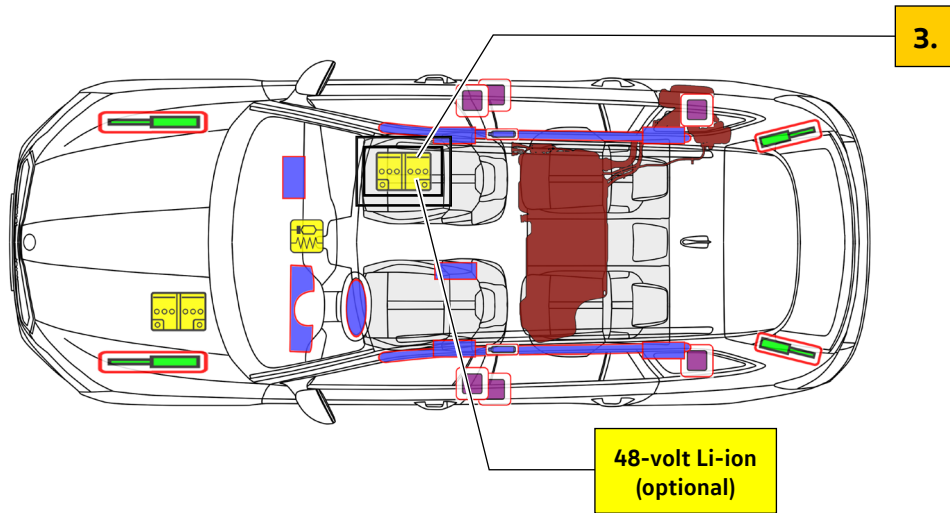













Škoda Octavia Combi

5 doors/5 seats/station wagon
from 2024



	Airbag		Stored gas inflator		Seat belt pretensioner		SRS control unit		Fuel tank
	Gas strut/preloaded spring		High strength zone		Battery low voltage		Zone requiring special attention		



Škoda Octavia Combi

5 doors/5 seats/station wagon
from 2024

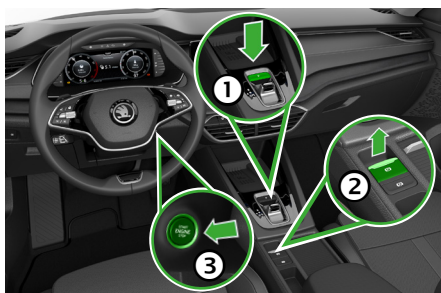
1. Identification / recognition

Lettering




2. Immobilisation / stabilisation / lifting


Immobilising the vehicle



1. Press the "P" button
2. Apply the electric parking brake
3. Switch off the ignition (power display "OFF")
4. Secure the vehicle so it cannot roll away

Lifting points



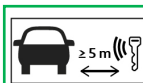
 Suitable lifting points

3. Disable direct hazards / safety regulations

Switching off the ignition



Press the "Engine Start/Stop" button in the steering column without engaging the brake pedal.



Keep the vehicle key at least five metres away from the vehicle wherever possible.



Disconnecting the 12-volt battery

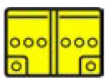


In the engine compartment
Disconnect the negative terminal from the battery



Škoda Octavia Combi

5 doors/5 seats/station wagon
from 2024

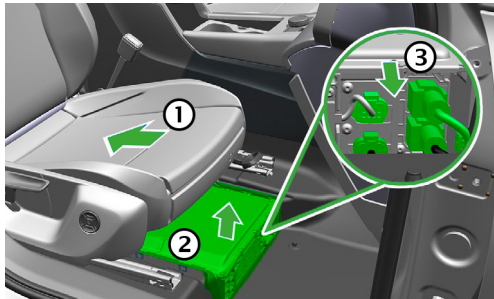


Li-ion

Disconnecting the 48-volt battery

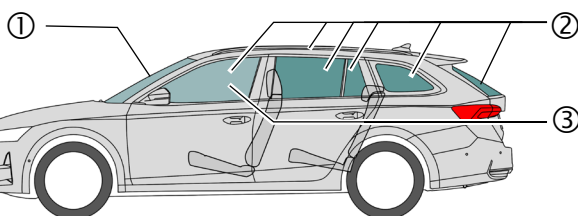
In the event of accidents where the airbag is deployed, the 48-volt vehicle electrical system will be deactivated automatically as soon as airbag deployment has been detected.

For all other cases, the 48-volt vehicle electrical system can be deactivated as follows:



- ① Move the right seat all the way back
- ② Remove the battery cover in the footwell on the right-hand side of the vehicle
- ③ Unplug all connectors

4. Access to the occupants



Glass types:

- ① Composite safety glass
- ② Single-pane safety glass
- ③ Composite safety glass, optional

Electrical seat adjustment




Mechanical seat adjustment



Mechanical steering column adjustment



5. Stored energy / liquids / gases / solids



Gasoline or diesel,
max. 45 l



12 V



Li-ion



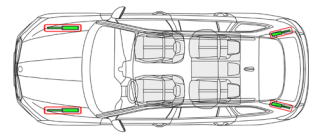
48 V
Lithium-ion



Škoda Octavia Combi

5 doors/5 seats/station wagon
from 2024

6. In case of fire



Lithium-ion batteries can self-ignite or reignite after firefighting measures have been taken!
Use appropriate personal protective equipment!



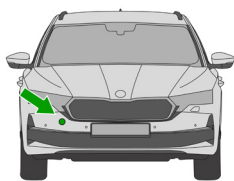
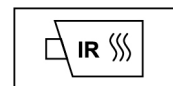
7. In case of submersion

Once the vehicle has been recovered, let the water drain out and disconnect the battery or batteries (see chapter 3). Use appropriate personal protective equipment!

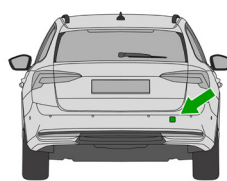
8. Towing / transportation / storage



Lithium-ion batteries can self-ignite or reignite after firefighting measures have been taken!
Use appropriate personal protective equipment!



Front towing eye on the right-hand side of the vehicle



Rear towing eye on the right-hand side of the vehicle

If a vehicle has been involved in an accident, do not tow it on its drive axles.



9. Important additional information

Škoda Emergency Services Rescue Sheets: www.skoda-auto.com/services/rescuers

10. Explanation of pictograms used

Flammable	Corrosives	Hazardous to the human health	Environmental hazard	Vehicle on fuel of liquid group 2	Vehicle on fuel of liquid group 1	Use water to extinguish the fire	Remove smart key
Use thermal Infrared camera	Release the bonnet						